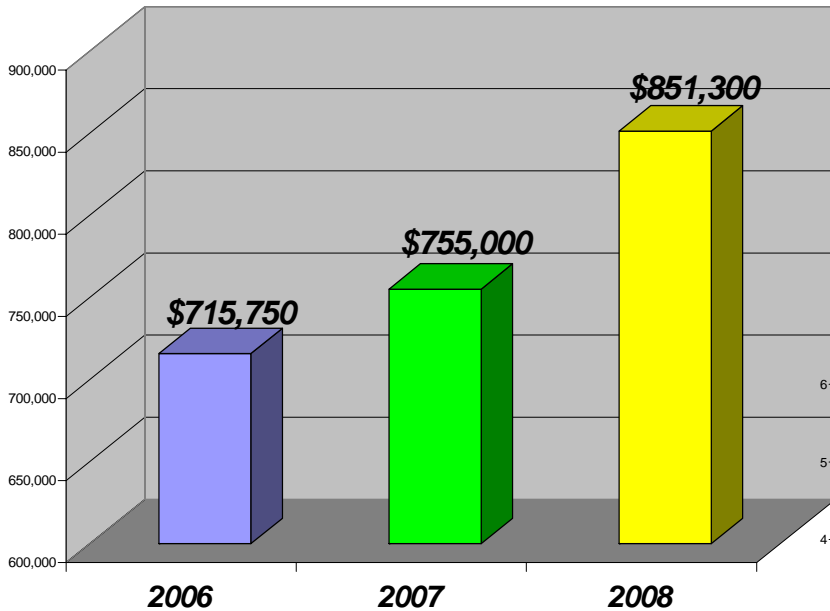


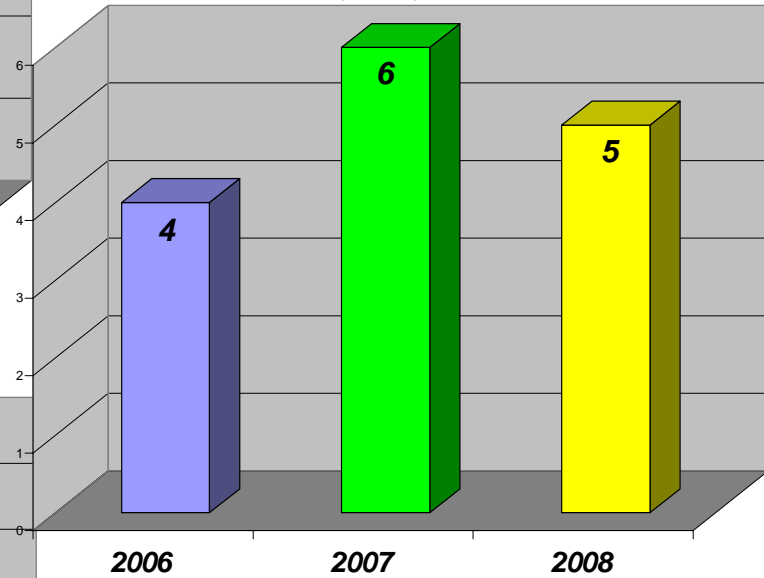
THE ALLIANCE REPORT

Median Sales Price in March
For
2006, 2007, 2008

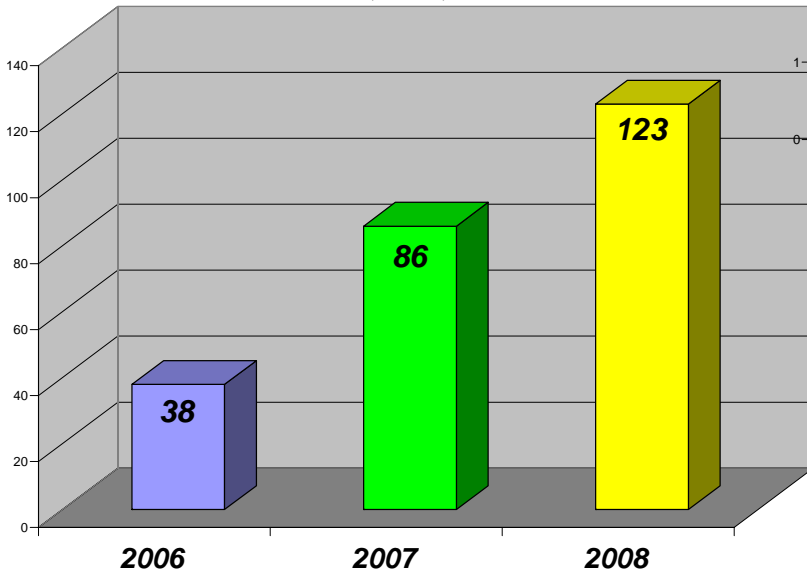


Fairfax
April 1, 2008

Number of Listings Sold in March
For
2006, 2007, 2008



Days on Market in March
For
2006, 2007, 2008



Interest Rate Watch
as of April 1, 2008
Conforming Rates
30 Year Fixed = 5.625 %
15 Year Fixed = 5.25 %
30 Yr Fixed Interest only = 6.25%
30 Year Non Owner = 6.0 %

Jumbo Rates
30 Year Fixed = 6.875 %
15 Year Fixed = 6.375 %
5/1 Arm Interest only = 6.625%

*All rates based on 720 credit score and Fully documented income at a cost of 1 point, and Fully Amortized Loans.
Rate subject to change at anytime.

Marin County Real Estate Information Year To Date Compared to 2007

Area	# Sold	Sold 07	DOM	DOM 07	Avg. Price	Price 07	Current Listings
Marin County	275	427	90	88	\$1,329,869	\$1,319,603	961
Belvedere	3	8	263	70	\$3,056,317	\$2,468,188	25
Fairfax	14	18	71	89	\$737,414	\$808,817	17
Greenbrae	4	23	97	52	\$1,829,550	\$1,342,957	15
Mill Valley	32	63	56	72	\$1,422,216	\$1,432,329	113
Novato	66	84	107	94	\$782,235	\$819,856	293
San Anselmo	25	29	92	62	\$1,114,771	\$1,194,759	57
San Rafael	62	94	86	71	\$1,152,430	\$1,012,230	216
Sausalito	6	13	62	150	\$1,680,283	\$1,603,077	25
Tiburon	16	22	100	168	\$3,079,952	\$3,303,006	53



To See Market Reports For Other County Areas Please Visit www.Century21-Marin.com

Information deemed reliable from (B.A.R.E.I.S) Bay Area Real Estate Information Services