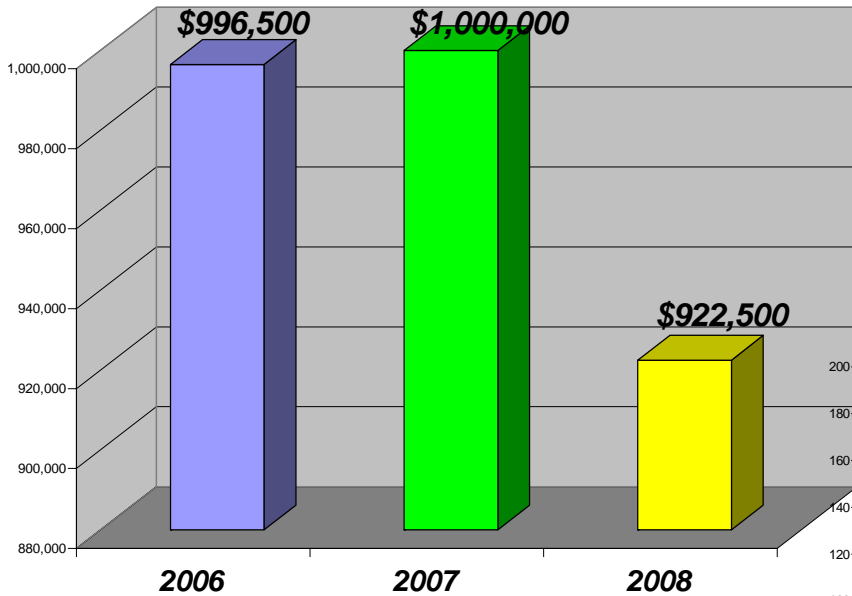


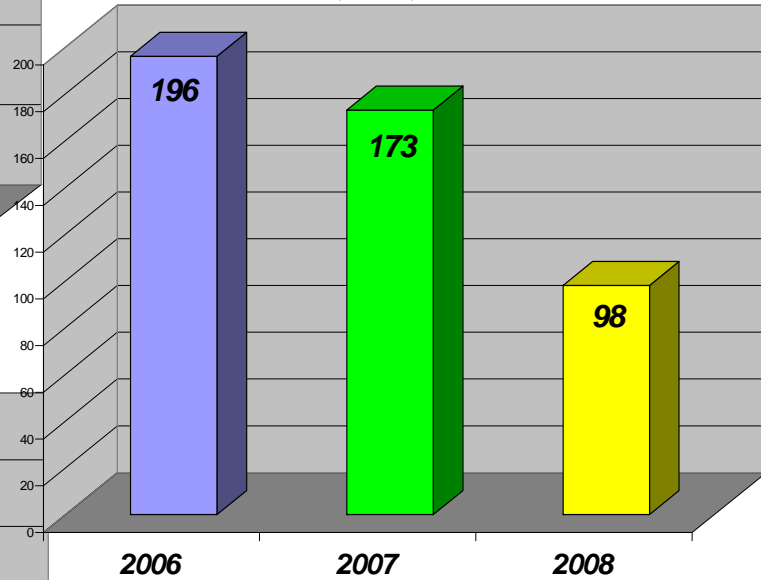
# THE ALLIANCE REPORT

Median Sales Price in March  
For  
2006, 2007, 2008

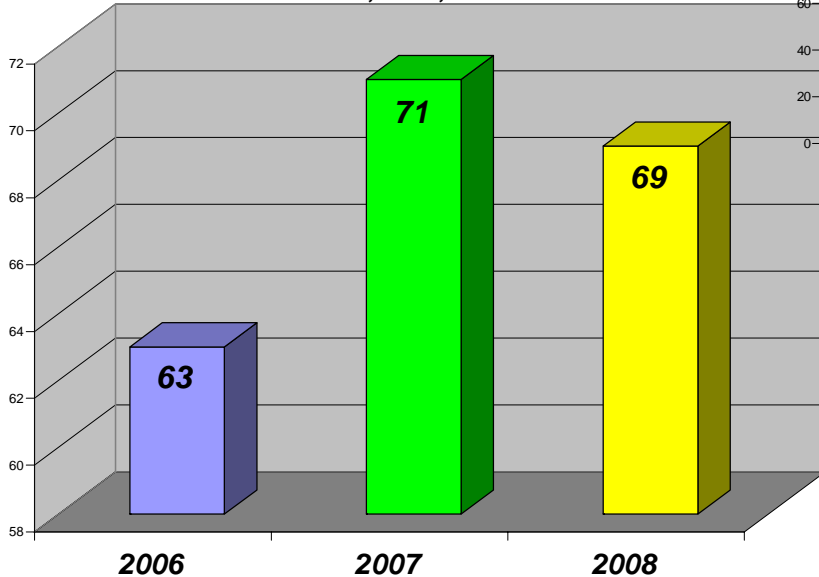


**Marin County**  
**April 1, 2008**

Number of Listings Sold in March  
For  
2006, 2007, 2008



Days on Market in March  
For  
2006, 2007, 2008



## Interest Rate Watch as of April 1, 2008

### Conforming Rates

30 Year Fixed = 5.625 %

15 Year Fixed = 5.25 %

30 Yr Fixed Interest only = 6.25%

30 Year Non Owner = 6.0 %

### Jumbo Rates

30 Year Fixed = 6.875 %

15 Year Fixed = 6.375 %

5/1 Arm Interest only = 6.625%

\*All rates based on 720 credit score and Fully documented income at a cost of 1 point, and Fully Amortized Loans. Rate subject to change at anytime.

Marin County Real Estate Information Year To Date Compared to 2007

Area	# Sold	Sold 07	DOM	DOM 07	Avg. Price	Price 07	Current Listings
Marin County	275	427	90	88	\$1,329,869	\$1,319,603	961
Belvedere	3	8	263	70	\$3,056,317	\$2,468,188	25
Fairfax	14	18	71	89	\$737,414	\$808,817	17
Greenbrae	4	23	97	52	\$1,829,550	\$1,342,957	15
Mill Valley	32	63	56	72	\$1,422,216	\$1,432,329	113
Novato	66	84	107	94	\$782,235	\$819,856	293
San Anselmo	25	29	92	62	\$1,114,771	\$1,194,759	57
San Rafael	62	94	86	71	\$1,152,430	\$1,012,230	216
Sausalito	6	13	62	150	\$1,680,283	\$1,603,077	25
Tiburon	16	22	100	168	\$3,079,952	\$3,303,006	53



To See Market Reports For Other County Areas Please Visit [www.Century21-Marin.com](http://www.Century21-Marin.com)

Information deemed reliable from (B.A.R.E.I.S) Bay Area Real Estate Information Services