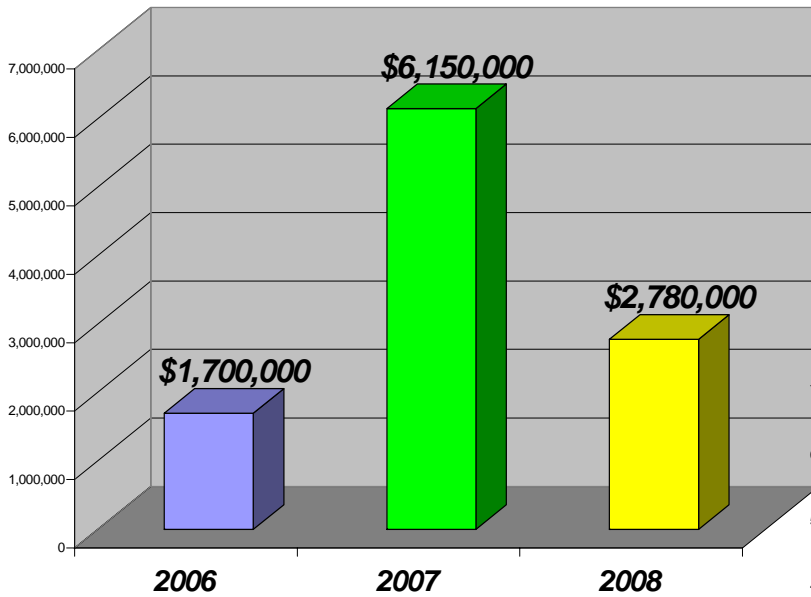


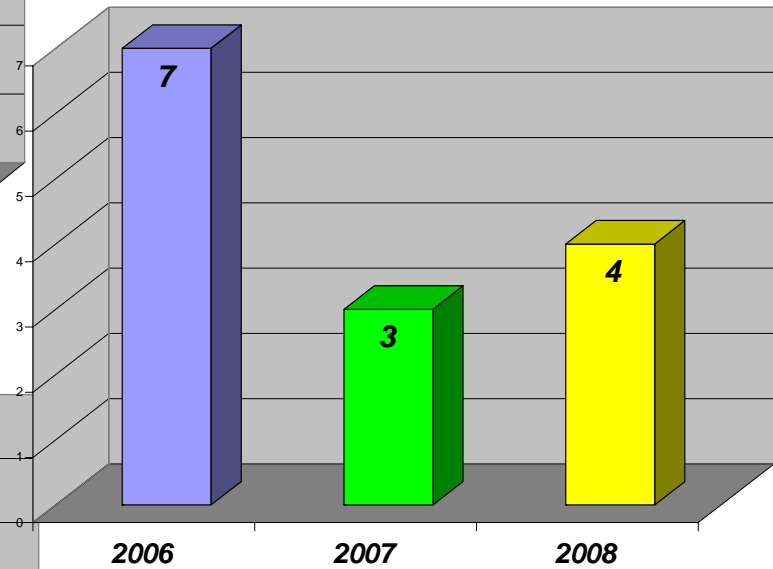
THE ALLIANCE REPORT

Median Sales Price in January
For
2006, 2007, 2008

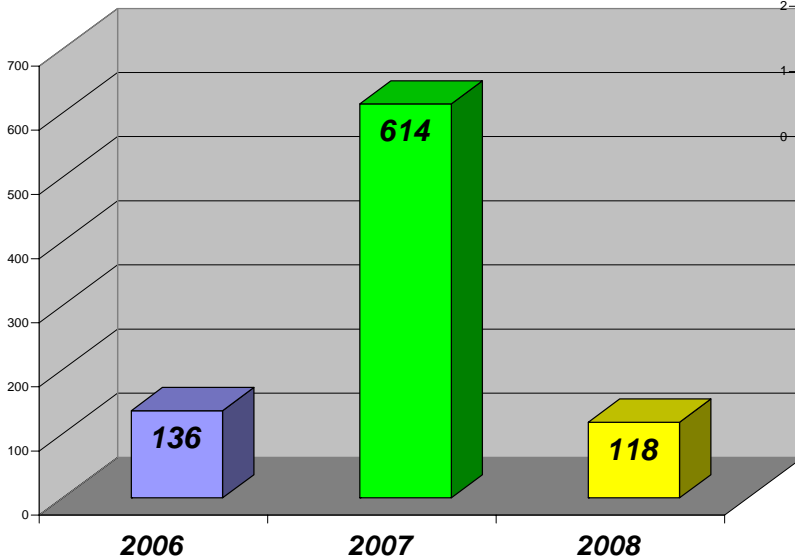


Tiburon
February 1, 2008

Number of Listings Sold in January
For
2006, 2007, 2008



Days on Market in January
For
2006, 2007, 2008



Interest Rate Watch
as of February 1, 2008

Conforming Rates
30 Year Fixed = 5.375 %
15 Year Fixed = 5.125 %
30 Yr Fixed Interest only = 5.625%
30 Year Non Owner = 6.125 %

Jumbo Rates
30 Year Fixed = 6.625 %
15 Year Fixed = 6.5 %
30 Yr Fixed Interest only = 6.75%
5/1 Arm Interest only = 6.375%

*All rates based on 720 credit score and Fully documented income at a cost of 1 point, and Fully Amortized Loans.
Rate subject to change at anytime.

Marin County Real Estate Information Year To Date Compared to 2007

Area	# Sold	Sold 07	DOM	DOM 07	Avg. Price	Price 07	Current Listings
Marin County	81	122	97	105	\$1,467,675	\$1,409,532	662
Belvedere	1	5	465	57	\$3,578,950	\$2,505,000	20
Fairfax	4	3	61	66	\$643,500	\$702,500	16
Greenbrae	2	7	75	95	\$1,922,500	\$1,147,286	12
Mill Valley	12	17	72	101	\$1,540,179	\$1,578,955	58
Novato	12	20	138	119	\$705,083	\$720,850	226
San Anselmo	10	7	85	61	\$1,187,928	\$1,199,071	30
San Rafael	14	30	91	81	\$1,507,357	\$908,532	142
Sausalito	5	5	64	179	\$1,815,340	\$1,844,000	14
Tiburon	5	4	132	402	\$3,902,000	\$7,296,750	37



To See Market Reports For Other County Areas Please Visit www.Century21-Marin.com

Information deemed reliable from (B.A.R.E.I.S) Bay Area Real Estate Information Services