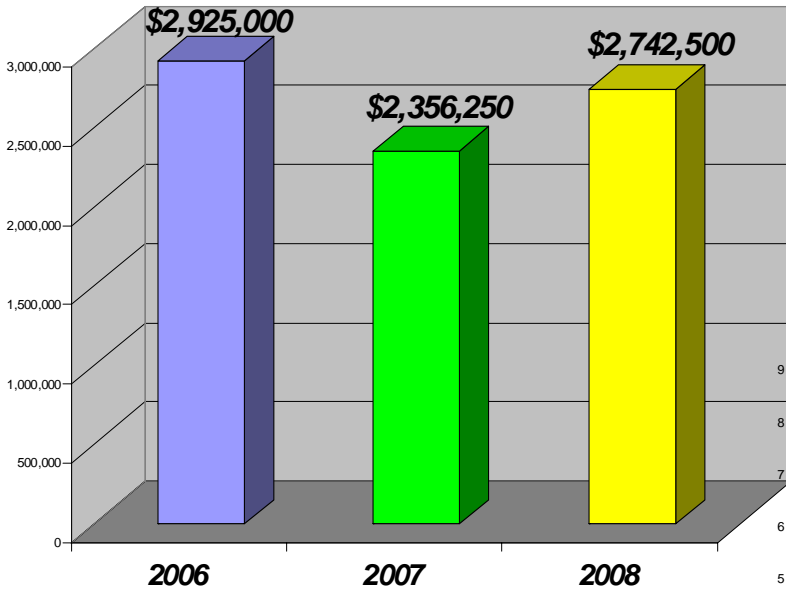


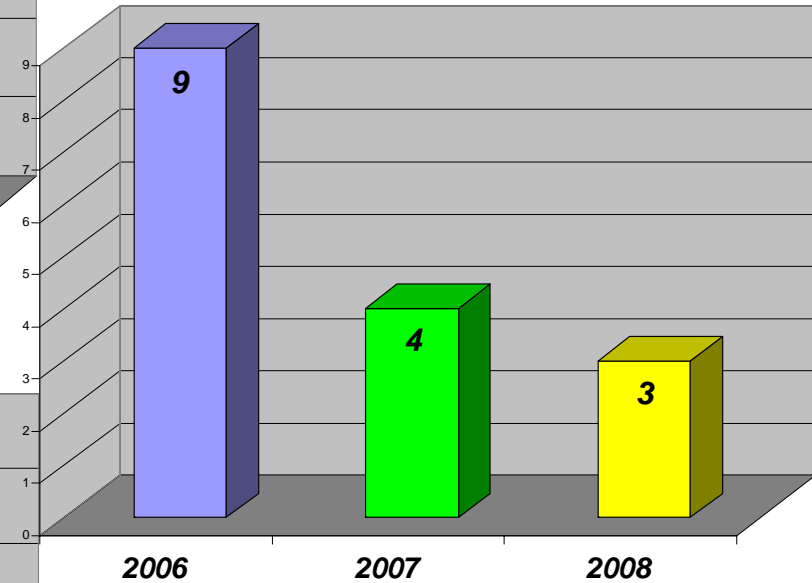
# THE ALLIANCE REPORT

Median Sales Price in June  
For  
2006, 2007, 2008

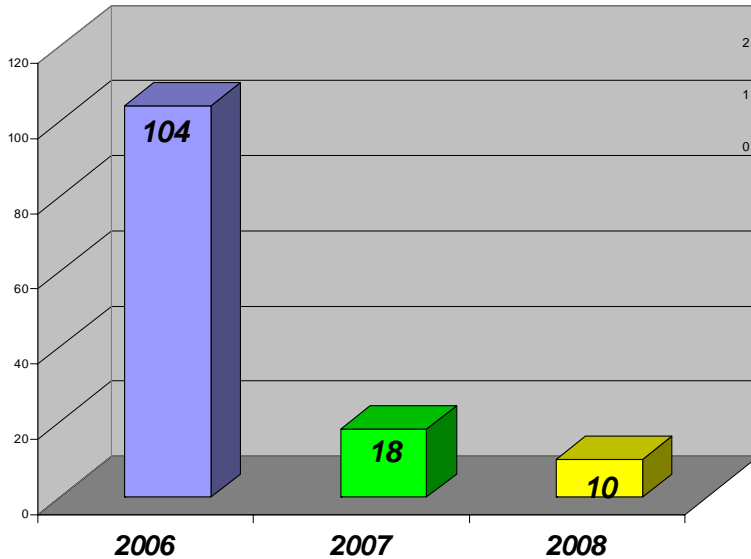


**Belvedere**  
**July 1, 2008**

Number of Listings Sold in June  
For  
2006, 2007, 2008



Days on Market in June  
For  
2006, 2007, 2008



**Interest Rate Watch**  
as of July 1, 2008  
**Conforming Rates**  
30 Year Fixed = 6.08 %  
15 Year Fixed = 5.65 %  
30 Yr Fixed Interest only = 6.25%  
30 Year Non Owner = 6.0 %

**Jumbo Rates**  
30 Year Fixed = 6.875 %  
15 Year Fixed = 6.375 %  
5/1 Arm Interest only = 6.625%

\*All rates based on 720 credit score and Fully documented income at a cost of 1 point, and Fully Amortized Loans. Rate subject to change at anytime.

Marin County Real Estate Information Year To Date Compared to 2007

Area	# Sold	Sold 07	DOM	DOM 07	Avg. Price	Price 07	Current Listings
Marin County	843	1,315	76	69	\$1,364,533	\$1,365,610	1,252
Belvedere	9	12	161	64	\$3,680,883	\$2,799,625	25
Fairfax	21	34	74	78	\$780,281	\$835,671	50
Greenbrae	11	32	48	50	\$1,639,382	\$1,353,203	23
Mill Valley	76	147	58	60	\$1,611,619	\$1,489,085	147
Novato	129	173	104	80	\$761,199	\$848,238	340
San Anselmo	52	58	66	55	\$1,304,012	\$1,149,553	89
San Rafael	143	190	73	59	\$1,007,789	\$995,566	253
Sausalito	16	28	67	113	\$1,871,575	\$1,519,286	34
Tiburon	37	56	71	107	\$2,500,552	\$2,633,503	68

**Century 21**  
NorthBay Alliance

To See Market Reports For Other County Areas Please Visit [www.Century21-Marin.com](http://www.Century21-Marin.com)

Information deemed reliable from (B.A.R.E.I.S) Bay Area Real Estate Information Services