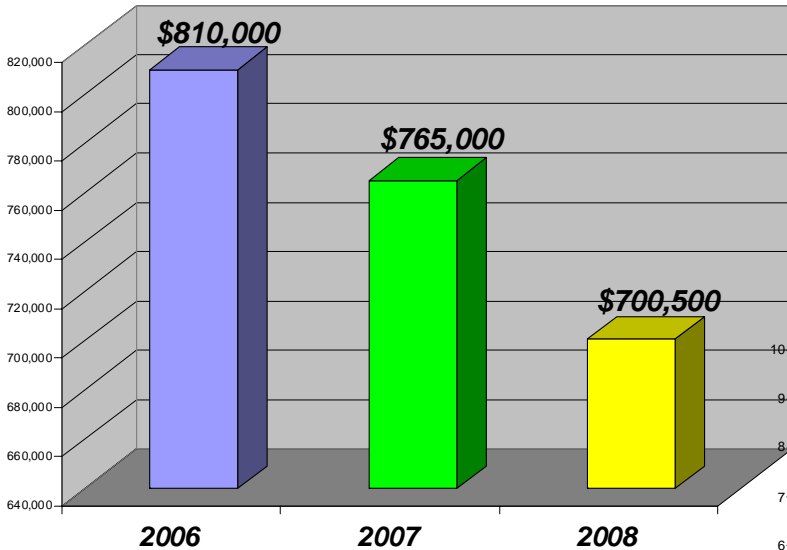


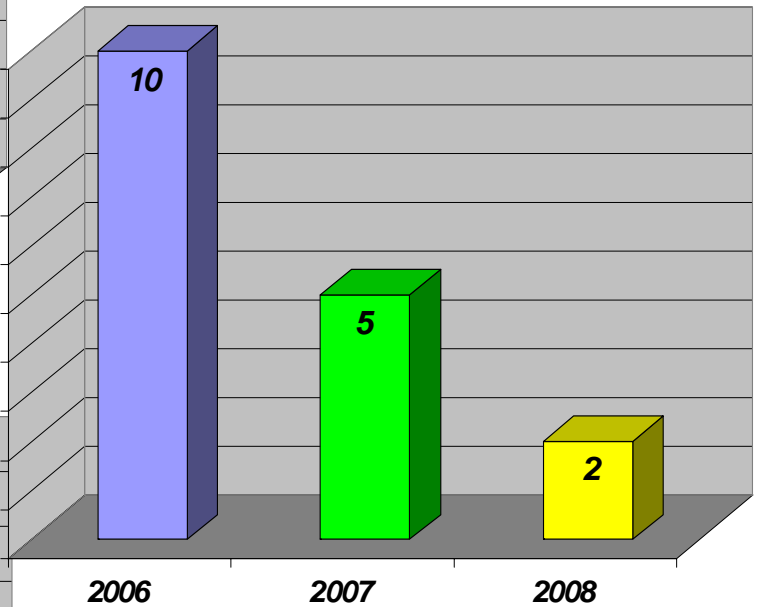
THE ALLIANCE REPORT

Median Sales Price in June
For
2006, 2007, 2008

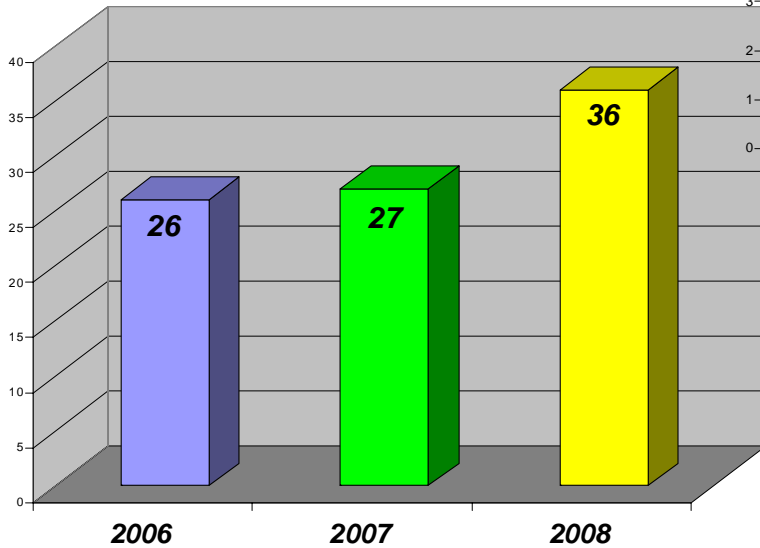


Fairfax
July 1, 2008

Number of Listings Sold in June
For
2006, 2007, 2008



Days on Market in June
For
2006, 2007, 2008



Interest Rate Watch
as of July 1, 2008
Conforming Rates
30 Year Fixed = 6.08 %
15 Year Fixed = 5.65 %
30 Yr Fixed Interest only = 6.25%
30 Year Non Owner = 6.0 %

Jumbo Rates
30 Year Fixed = 6.875 %
15 Year Fixed = 6.375 %
5/1 Arm Interest only = 6.625%

*All rates based on 720 credit score and Fully documented income at a cost of 1 point, and Fully Amortized Loans. Rate subject to change at anytime.

Marin County Real Estate Information Year To Date Compared to 2007

Area	# Sold	Sold 07	DOM	DOM 07	Avg. Price	Price 07	Current Listings
Marin County	843	1,315	76	69	\$1,364,533	\$1,365,610	1,252
Belvedere	9	12	161	64	\$3,680,883	\$2,799,625	25
Fairfax	21	34	74	78	\$780,281	\$835,671	50
Greenbrae	11	32	48	50	\$1,639,382	\$1,353,203	23
Mill Valley	76	147	58	60	\$1,611,619	\$1,489,085	147
Novato	129	173	104	80	\$761,199	\$848,238	340
San Anselmo	52	58	66	55	\$1,304,012	\$1,149,553	89
San Rafael	143	190	73	59	\$1,007,789	\$995,566	253
Sausalito	16	28	67	113	\$1,871,575	\$1,519,286	34
Tiburon	37	56	71	107	\$2,500,552	\$2,633,503	68



To See Market Reports For Other County Areas Please Visit www.Century21-Marin.com

Information deemed reliable from (B.A.R.E.I.S) Bay Area Real Estate Information Services