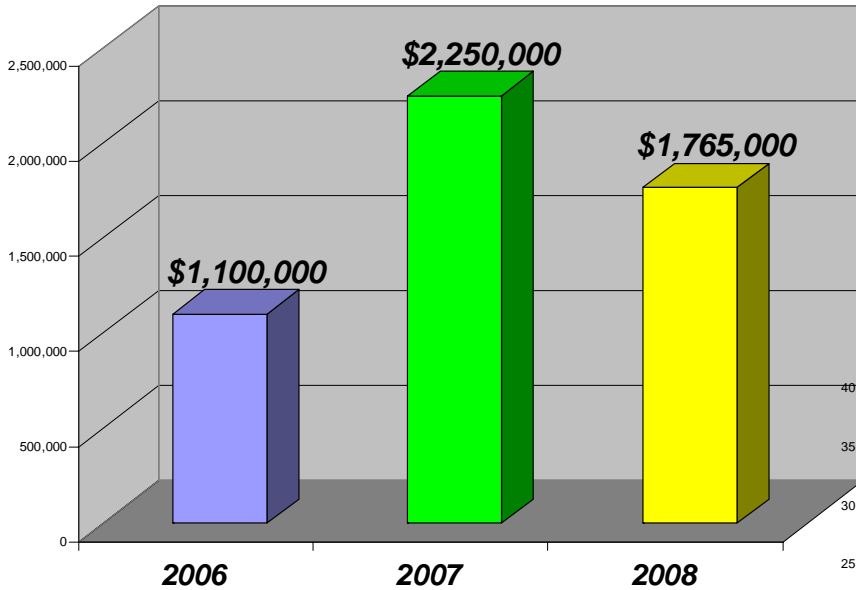


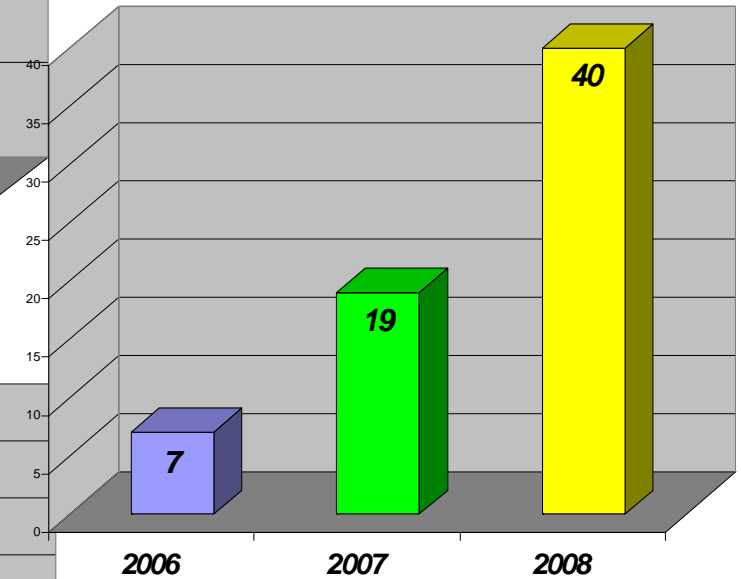
THE ALLIANCE REPORT

Median Sales Price in May
For
2006, 2007, 2008

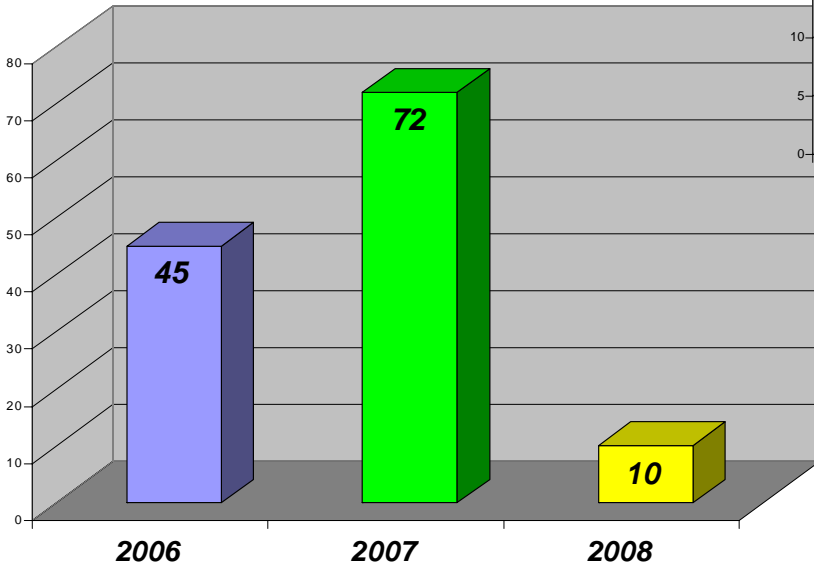


Tiburon
June 1, 2008

Number of Listings Sold in May
For
2006, 2007, 2008



Days on Market in May
For
2006, 2007, 2008



Interest Rate Watch
as of June 1, 2008

Conforming Rates
30 Year Fixed = 6.08 %
15 Year Fixed = 5.65 %
30 Yr Fixed Interest only = 6.25%
30 Year Non Owner = 6.0 %

Jumbo Rates
30 Year Fixed = 6.875 %
15 Year Fixed = 6.375 %
5/1 Arm Interest only = 6.625%

Marin County Real Estate Information Year To Date Compared to 2007

Area	# Sold	Sold 07	DOM	DOM 07	Avg. Price	Price 07	Current Listings
Marin County	597	885	78	71	\$1,377,181	\$1,357,069	1,264
Belvedere	9	12	161	64	\$3,680,883	\$2,799,625	22
Fairfax	21	34	74	78	\$780,281	\$835,671	41
Greenbrae	11	32	48	50	\$1,639,381	\$1,353,203	22
Mill Valley	76	147	58	60	\$1,611,619	\$1,489,085	155
Novato	129	173	104	80	\$761,199	\$848,238	349
San Anselmo	52	58	66	55	\$1,304,012	\$1,149,553	85
San Rafael	143	190	73	59	\$1,007,789	\$995,566	273
Sausalito	16	28	67	113	\$1,871,575	\$1,519,286	32
Tiburon	37	56	71	107	\$2,500,552	\$263,503	63

*All rates based on 720 credit score and Fully documented income at a cost of 1 point, and Fully Amortized Loans. Rate subject to change at anytime.



To See Market Reports For Other County Areas Please Visit www.Century21-Marin.com

Information deemed reliable from (B.A.R.E.I.S) Bay Area Real Estate Information Services