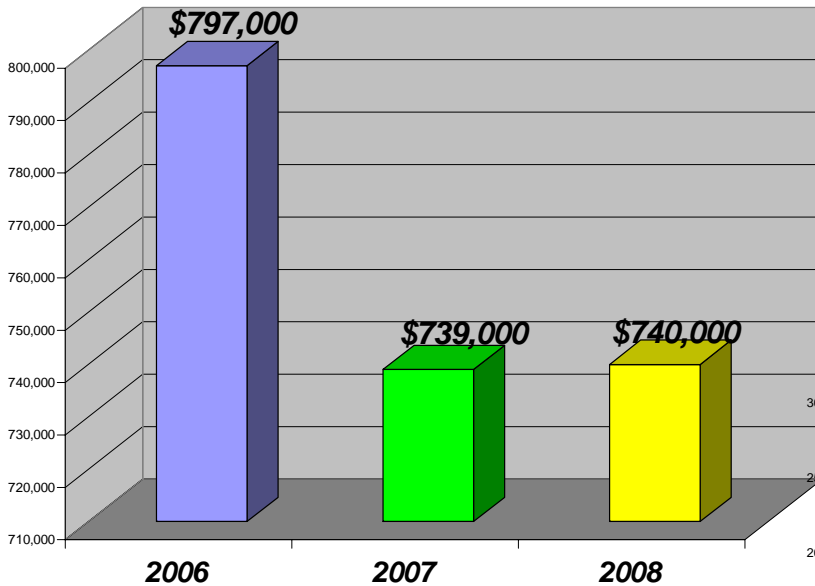


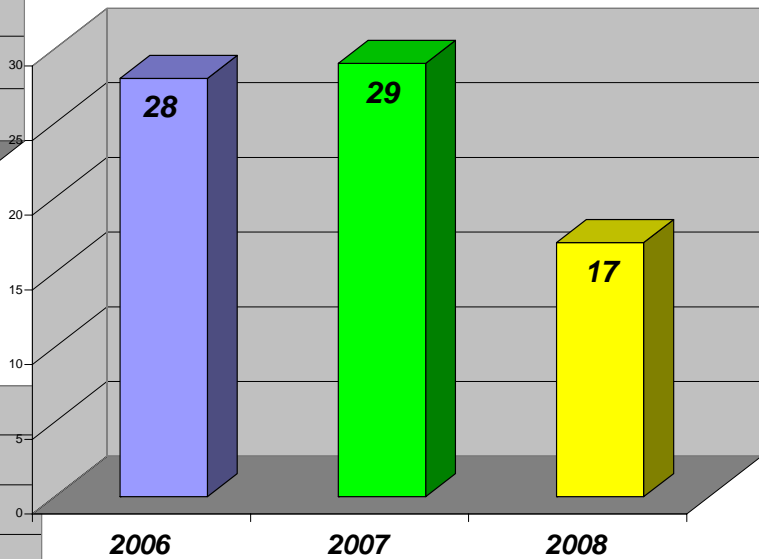
# THE ALLIANCE REPORT

Median Sales Price in February  
For  
2005, 2006, 2007

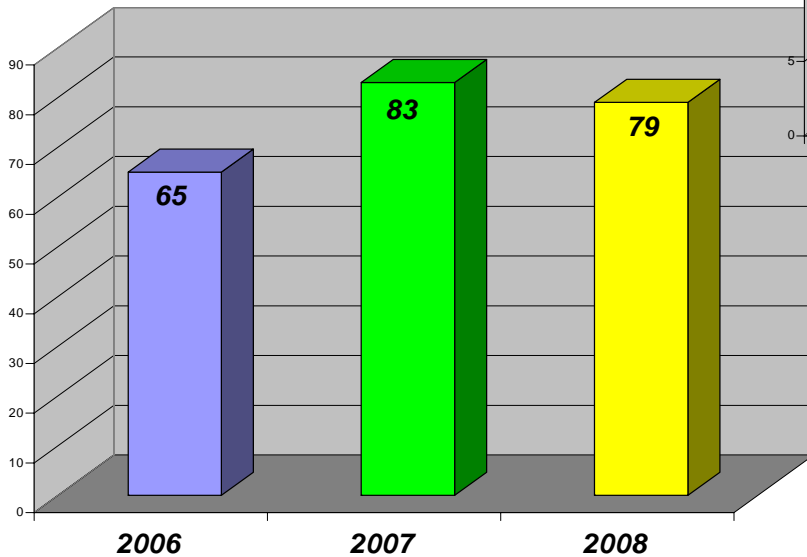


**Novato**  
**March 1, 2008**

Number of Listings Sold in February  
For  
2005, 2006, 2007



Days on Market in February  
For  
2005, 2006, 2007



**Interest Rate Watch  
as of March 1, 2008**

**Conforming Rates**  
30 Year Fixed = 5.75 %  
15 Year Fixed = 5.25 %  
30 Yr Fixed Interest only = 6.0%  
30 Year Non Owner = 6.25 %

**Jumbo Rates**  
30 Year Fixed = 6.875 %  
15 Year Fixed = 6.5 %  
30 Yr Fixed Interest only = 7.0%  
5/1 Arm Interest only = 6.5%

\*All rates based on 720 credit score and Fully documented income at a cost of 1 point, and Fully Amortized Loans.  
Rate subject to change at anytime.

Marin County Real Estate Information Year To Date Compared to 2007

Area	# Sold	Sold 07	DOM	DOM 07	Avg. Price	Price 07	Current Listings
Marin County	174	254	98	94	\$1,408,707	\$1,334,128	759
Belvedere	1	6	465	54	\$3,578,950	\$2,508,333	21
Fairfax	9	12	65	89	\$670,722	\$743,042	17
Greenbrae	3	15	57	63	\$1,986,067	\$1,273,533	12
Mill Valley	21	39	66	86	\$1,384,376	\$1,428,955	80
Novato	30	47	110	105	\$767,517	\$778,637	254
San Anselmo	20	21	88	65	\$1,173,714	\$1,244,452	35
San Rafael	41	54	100	79	\$1,221,016	\$983,277	157
Sausalito	5	8	64	127	\$1,815,340	\$1,626,875	17
Tiburon	10	10	128	257	\$3,361,224	\$4,773,200	43

**Century 21**  
NorthBay Alliance

To See Market Reports For Other County Areas Please Visit [www.Century21-Marin.com](http://www.Century21-Marin.com)

Information deemed reliable from (B.A.R.E.I.S) Bay Area Real Estate Information Services