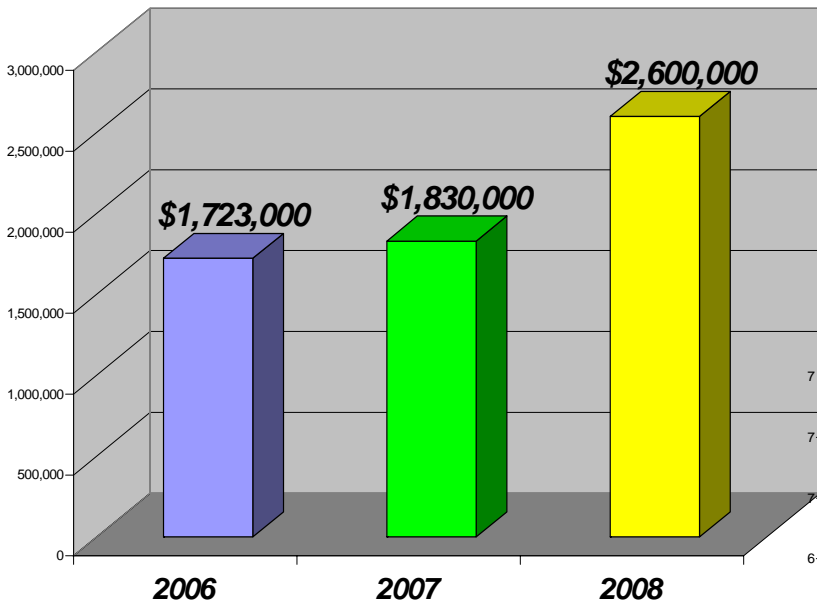


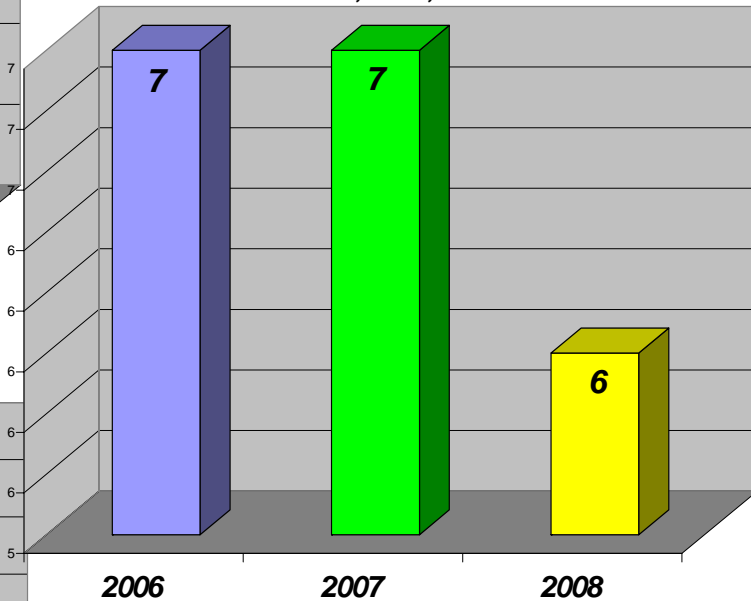
THE ALLIANCE REPORT

Median Sales Price in February
For
2005, 2006, 2007

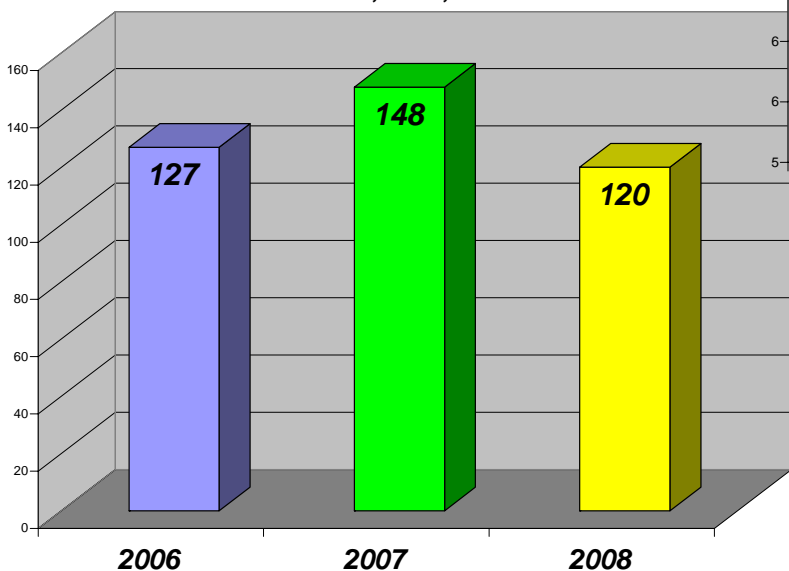


Tiburon
March 1, 2008

Number of Listings Sold in February
For
2005, 2006, 2007



Days on Market in February
For
2005, 2006, 2007



**Interest Rate Watch
as of March 1, 2008**

Conforming Rates
 30 Year Fixed = 5.75 %
 15 Year Fixed = 5.25 %
 30 Yr Fixed Interest only = 6.0%
 30 Year Non Owner = 6.25 %

Jumbo Rates
 30 Year Fixed = 6.875 %
 15 Year Fixed = 6.5 %
 30 Yr Fixed Interest only = 7.0%
 5/1 Arm Interest only = 6.5%

*All rates based on 720 credit score and Fully documented income at a cost of 1 point, and Fully Amortized Loans.
Rate subject to change at anytime.

Marin County Real Estate Information Year To Date Compared to 2007

Area	# Sold	Sold 07	DOM	DOM 07	Avg. Price	Price 07	Current Listings
Marin County	174	254	98	94	\$1,408,707	\$1,334,128	759
Belvedere	1	6	465	54	\$3,578,950	\$2,508,333	21
Fairfax	9	12	65	89	\$670,722	\$743,042	17
Greenbrae	3	15	57	63	\$1,986,067	\$1,273,533	12
Mill Valley	21	39	66	86	\$1,384,376	\$1,428,955	80
Novato	30	47	110	105	\$767,517	\$778,637	254
San Anselmo	20	21	88	65	\$1,173,714	\$1,244,452	35
San Rafael	41	54	100	79	\$1,221,016	\$983,277	157
Sausalito	5	8	64	127	\$1,815,340	\$1,626,875	17
Tiburon	10	10	128	257	\$3,361,224	\$4,773,200	43



To See Market Reports For Other County Areas Please Visit www.Century21-Marin.com

Information deemed reliable from (B.A.R.E.I.S) Bay Area Real Estate Information Services