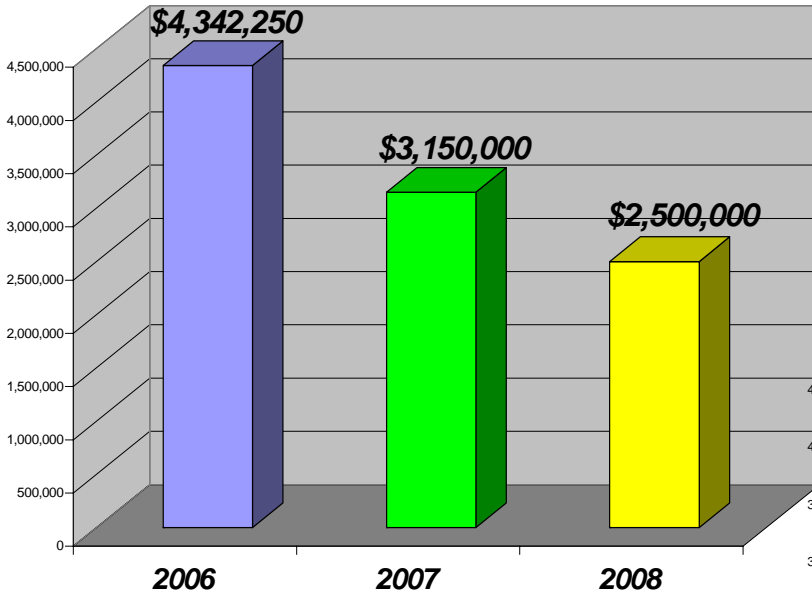


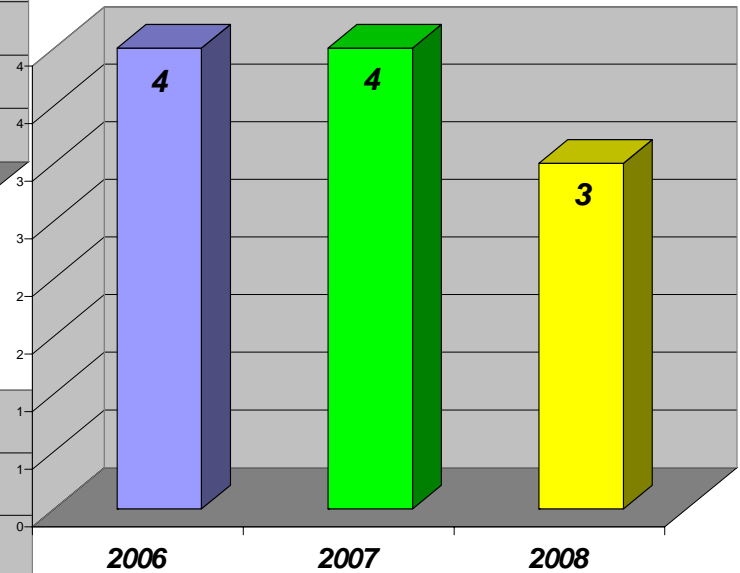
THE ALLIANCE REPORT

Median Sales Price in April
For
2006, 2007, 2008

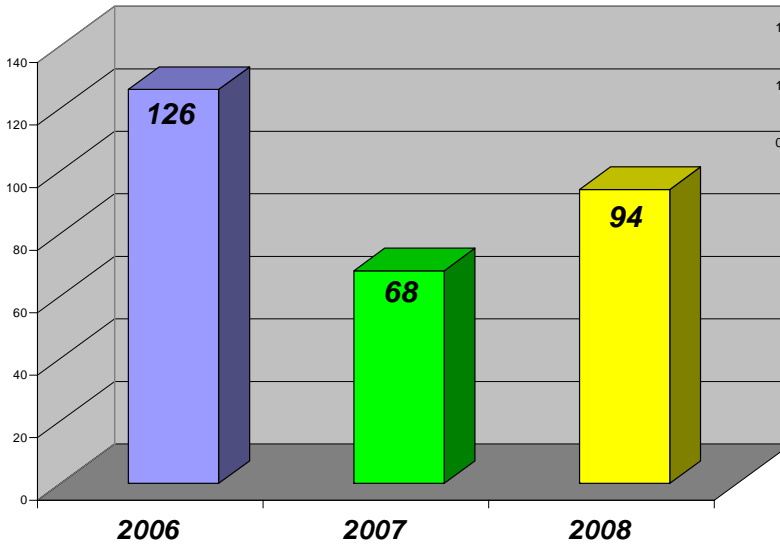


Belvedere
May 1, 2008

Number of Listings Sold in April
For
2006, 2007, 2008



Days on Market in April
For
2006, 2007, 2008



Interest Rate Watch as of May 1, 2008

Conforming Rates

30 Year Fixed = 5.625 %

15 Year Fixed = 5.25 %

30 Yr Fixed Interest only = 6.25%

30 Year Non Owner = 6.0 %

Jumbo Rates

30 Year Fixed = 6.875 %

15 Year Fixed = 6.375 %

5/1 Arm Interest only = 6.625%

*All rates based on 720 credit score and Fully documented income at a cost of 1 point, and Fully Amortized Loans. Rate subject to change at anytime.

Marin County Real Estate Information Year To Date Compared to 2007

Area	# Sold	Sold 07	DOM	DOM 07	Avg. Price	Price 07	Current Listings
Marin County	428	642	84	77	\$1,342,378	\$1,342,870	1,173
Belvedere	6	12	182	64	\$2,996,325	\$2,799,625	24
Fairfax	16	25	75	89	\$746,838	\$824,992	27
Greenbrae	7	26	61	49	\$1,814,029	\$1,332,615	19
Mill Valley	48	105	50	57	\$1,537,762	\$1,486,702	151
Novato	101	122	105	86	\$749,116	\$842,762	327
San Anselmo	43	44	71	59	\$1,226,398	\$1,190,141	79
San Rafael	98	141	82	64	\$1,062,954	\$1,020,196	261
Sausalito	11	22	66	134	\$1,833,609	\$1,469,364	32
Tiburon	27	37	78	126	\$2,628,580	\$2,791,436	55



To See Market Reports For Other County Areas Please Visit www.Century21-Marin.com

Information deemed reliable from (B.A.R.E.I.S) Bay Area Real Estate Information Services