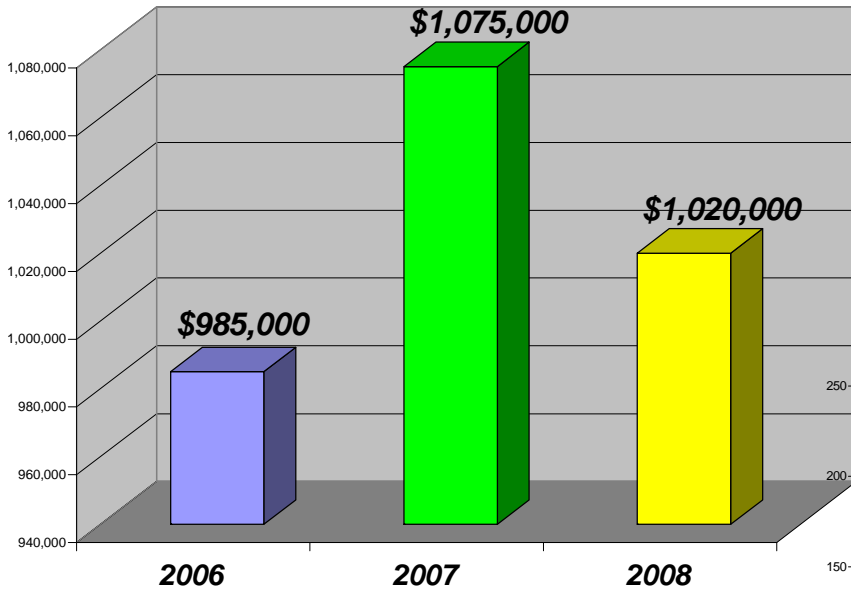


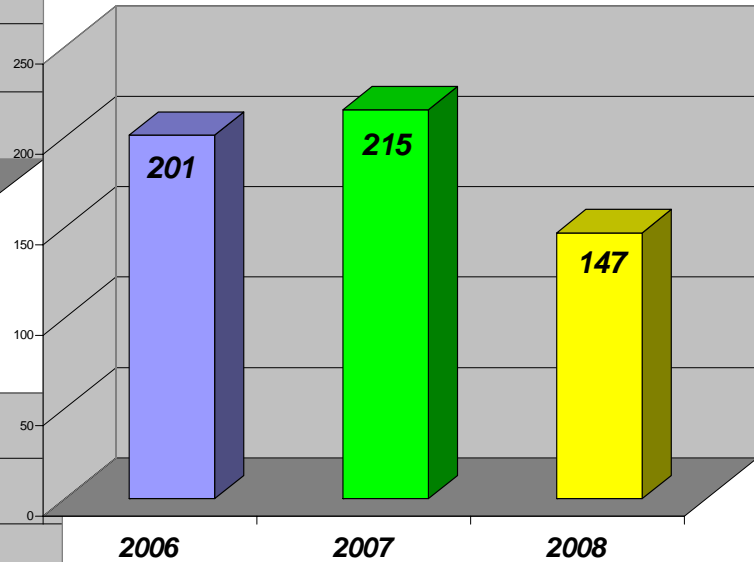
# THE ALLIANCE REPORT

Median Sales Price in April  
For  
2006, 2007, 2008

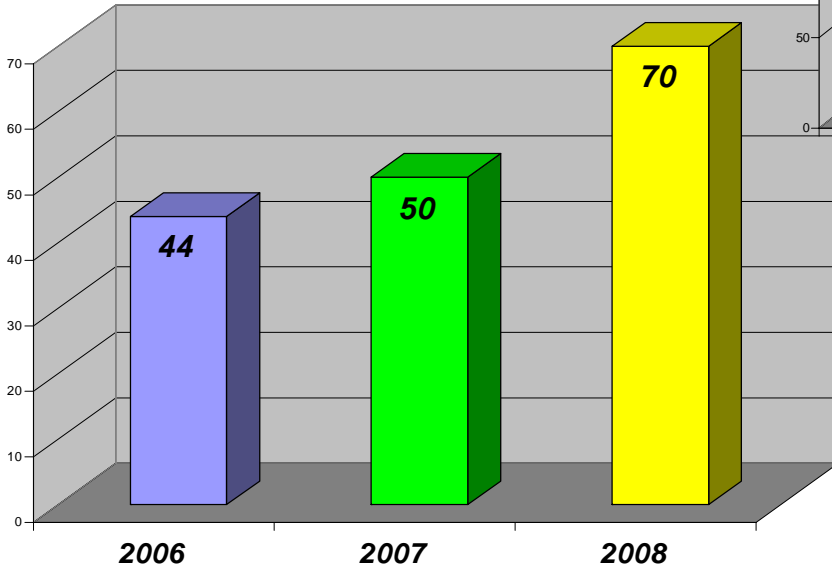


**Marin County**  
**May 1, 2008**

Number of Listings Sold in April  
For  
2006, 2007, 2008



Days on Market in April  
For  
2006, 2007, 2008



**Interest Rate Watch**  
**as of May 1, 2008**  
**Conforming Rates**  
30 Year Fixed = 5.625 %  
15 Year Fixed = 5.25 %  
30 Yr Fixed Interest only = 6.25%  
30 Year Non Owner = 6.0 %

**Jumbo Rates**  
30 Year Fixed = 6.875 %  
15 Year Fixed = 6.375 %  
5/1 Arm Interest only = 6.625%

\*All rates based on 720 credit score and Fully documented income at a cost of 1 point, and Fully Amortized Loans.  
Rate subject to change at anytime.

Marin County Real Estate Information Year To Date Compared to 2007

Area	# Sold	Sold 07	DOM	DOM 07	Avg. Price	Price 07	Current Listings
Marin County	428	642	84	77	\$1,342,378	\$1,342,870	1,173
Belvedere	6	12	182	64	\$2,996,325	\$2,799,625	24
Fairfax	16	25	75	89	\$746,838	\$824,992	27
Greenbrae	7	26	61	49	\$1,814,029	\$1,332,615	19
Mill Valley	48	105	50	57	\$1,537,762	\$1,486,702	151
Novato	101	122	105	86	\$749,116	\$842,762	327
San Anselmo	43	44	71	59	\$1,226,398	\$1,190,141	79
San Rafael	98	141	82	64	\$1,062,954	\$1,020,196	261
Sausalito	11	22	66	134	\$1,833,609	\$1,469,364	32
Tiburon	27	37	78	126	\$2,628,580	\$2,791,436	55



To See Market Reports For Other County Areas Please Visit [www.Century21-Marin.com](http://www.Century21-Marin.com)

Information deemed reliable from (B.A.R.E.I.S) Bay Area Real Estate Information Services